

YouTube Thumbnail Grid Layout Joomla Module

Brand: WeDevlops

Product Code: j_youtube_gridthumbnail

Availability: In Stock

Weight: 0.00kg

Dimensions: 0.00cm x 0.00cm x 0.00cm

Price: \$24.99

Short Description

This module is a powerful tool for showcasing YouTube content on your Joomla website, providing both flexibility and ease of use for Joomla Module YouTube Thumbnail Grid Layout

Description

Joomla Module: YouTube Thumbnail Grid Layout

Function Overview:

This Joomla module allows you to display YouTube thumbnails in a grid layout, which is both mobile-responsive and flexible. It provides various settings to customize the appearance and functionality of the YouTube thumbnails, making it easy to integrate and manage on your website.

Key Features

YouTube Channel ID: You can specify the YouTube Channel ID to fetch and display videos from a particular channel.

YouTube API Key: The module requires a YouTube API key to access and retrieve video data from YouTube.

Number of Videos: You can set the number of videos to be displayed in the grid layout (unlimited). Automatically synchronize to your YouTube Channels.

Show Description: Option to show or hide the video descriptions below each thumbnail.

Show Subscribe Button: Option to display a "Subscribe" button for the YouTube channel.

Show Play Button: Option to show a play button overlay on the video thumbnails.

Play Icon Color: Customize the color of the play button icon to match your website's theme.

Play Icon Size: Adjust the size of the play button icon to fit your design preferences.

Responsive Design: The module is designed to be fully responsive, ensuring that the grid layout adapts seamlessly to different screen sizes, including desktops, tablets, and smartphones.

Flexible Settings: The module offers a range of customizable settings, allowing you to tailor the display of YouTube gives you an automatic layout for 5 videos, 10 videos, and more than 10 videos for grid thumbnail lay output.

Easy Integration: The module is easy to install and configure. Once installed, you can access the settings through the Joomla backend and make adjustments as needed.

Dynamic Content: The module dynamically fetches and displays the latest videos from the specified YouTube channel, ensuring the content is always up-to-date.

Customization Options: You can create a cohesive look that matches your website's design.

In this example:

youtube_channel_id specifies the ID of the YouTube channel.

youtube_api_key is your YouTube API key.

number_of_videos sets the number of videos to display.

show_description toggles the display of video descriptions.

show_subscribe_button toggles the display of the subscribe button.

show_play_button toggles the display of the play button.

play_icon_color sets the color of the play button.

play_icon_size sets the size of the play button.

This module is a powerful tool for showcasing YouTube content on your Joomla website, providing both flexibility and ease of use.

How to get the YouTube API and Channel ID click this link.

- <https://wedevlops.com/wedevlops-cloudmail/website-blog/106-how-to-get-youtube-api-and-channel-id.html>

[CLICK HERE TO DOWNLOAD](#)

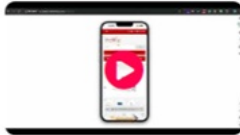
[LIVE DEMO CLICK HERE](#)

Displays thumbnails of videos from a YouTube channel with option to show the YouTube description.
Download more extensions at wedevlops.com

YouTube Channel ID *	<input type="text" value="input your YT channel ID"/>	Position	<input type="text" value="main-bottom"/>
YouTube API Key *	<input type="text" value="input your API Key"/>	Status	<input type="text" value="Published"/>
Number of Videos	<input type="text" value="20"/>	Start Publishing	<input type="text" value=""/>
Show Description	<input type="radio"/> Yes <input checked="" type="radio"/> No	Finish Publishing	<input type="text" value=""/>
Show Subscribe Button	<input type="radio"/> Yes <input checked="" type="radio"/> No	Access	<input type="text" value="Public"/>
Show Play Button	<input checked="" type="radio"/> Yes <input type="radio"/> No	Ordering	<input type="text" value="1. youtube thumbnails"/>
Play Icon Color	<input type="text" value="#0ffa26"/>	Note	<input type="text" value=""/>
Play Icon Size	<input type="text" value="60px"/>		

**Flexible backend Settings.
No code needed to change.**

YouTube Thumbnail Grid Layout Joomla module



Blinking and floating ...

Blinking Stars download here - <https://wedevelops.com/developers-shop/pro...>

Subscribe



Joomla 4 new feature a...

Joomla 4 new feature added for tinyMCE editor TinyMCE Joomla 4 editor fo...

Subscribe



How to make a Joomla f...

Joomla floating or sticky Login Module Floating or Sticky Login: Positio...

Subscribe



Joomla Blinking star a...

Joomla Blinking Star Animation Module Functionality: Dynamic Visuals: Th...

Subscribe



Joomla and Opencart we...

We are Joomla and Opencart-listed developers and we can help you with yo...

Subscribe



Joomla module float or...

Joomla Float Module it can be used as sticky module also See result on L...

Subscribe



Joomla youtube and upl...

Joomla Floating YouTube or Uploaded Video Module This module offers a ra...

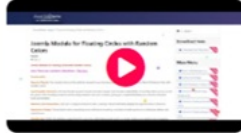
Subscribe



Joomla 3d wave backgro...

Joomla Module for 3D Wave Background Animation Effects Functionality: Dy...

Subscribe



Joomla and WordPress d...

Joomla Module for Floating Circles with Random Colors Note: This is also...

Subscribe



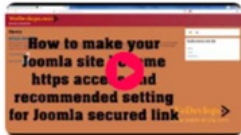
How do hide the tax in...

How to change the opencart tax code settings How to hide the tax in ever...

Subscribe



gcash opencart 3 payme...



How to make your Joomla...



How to find official O...



How to add read more o...



How to create and allo...